

Leveraging Renewable Energy in Agri-food Systems

Olivier Dubois, FAO

IRENA Webinar on Powering Agri-food Value Chains
with Geothermal Heat,
23 June 2022



1. Why the Energy-Food Links Matter



10 SDGs for which Energy-Food Links are Most Relevant



1 NO POVERTY



2 ZERO HUNGER



3 GOOD HEALTH AND WELL-BEING



4 QUALITY EDUCATION



5 GENDER EQUALITY



6 CLEAN WATER AND SANITATION



7 AFFORDABLE AND CLEAN ENERGY



8 DECENT WORK AND ECONOMIC GROWTH



9 INDUSTRY, INNOVATION AND INFRASTRUCTURE



10 REDUCED INEQUALITIES



11 SUSTAINABLE CITIES AND COMMUNITIES



12 RESPONSIBLE CONSUMPTION AND PRODUCTION



13 CLIMATE ACTION



14 LIFE BELOW WATER



15 LIFE ON LAND



16 PEACE, JUSTICE AND STRONG INSTITUTIONS



17 PARTNERSHIPS FOR THE GOALS



Energy is Closely Linked to Food Security

- ❖ **Availability** : Energy is needed at all stages of food chains
- ❖ **Access**: Energy is linked to the price of agricultural inputs and therefore food prices and farmers' income, and can provide jobs
- ❖ **Utilization**: Adequate access to modern energy for cooking reduces health risks, **improves food quality/nutrition** and frees up time
- ❖ **Stability**: Volatility in energy prices can influence food price stability



And to huge Water↔Energy↔Food Nexus Challenge

Now

- ❖ 0.87 billion people are undernourished
- ❖ 1.3 billion people lack access to electricity
- ❖ 0.9 billion people lack access to safe drinking water and 2.6 billion to adequate sanitation

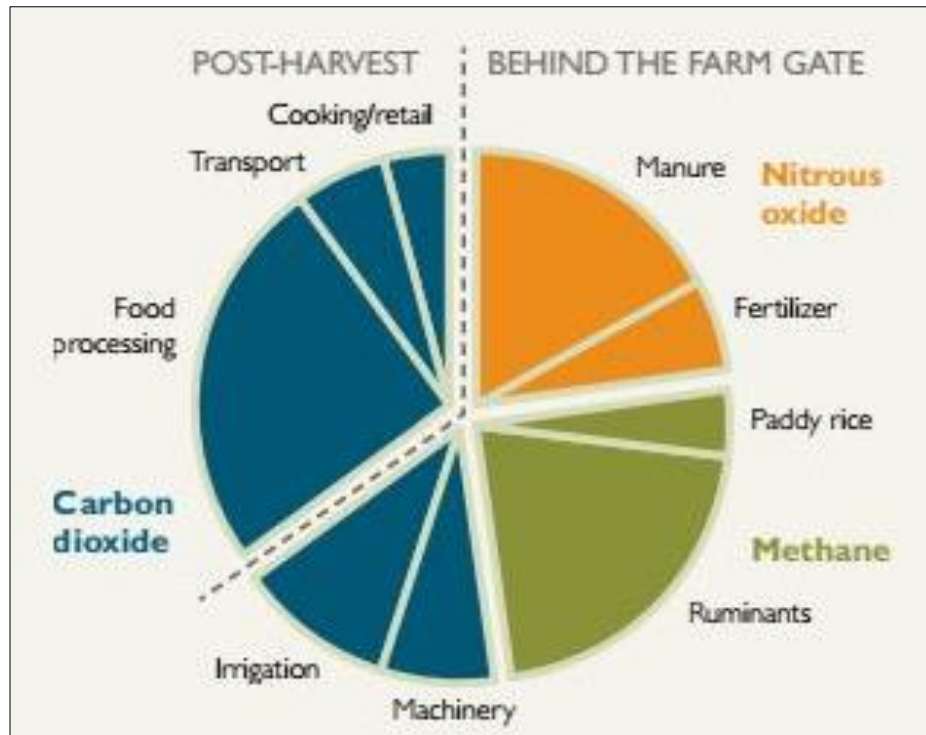
By 2030, if Business as Usual, simultaneous needs for:

- ❖ 50% more food
- ❖ 40% more water
- ❖ 40% more energy

Additionally –
Natural resource are stressed
Climate change does not help



Energy is part of the Climate Change Problem in Agrifood Systems



Source: FAO, Opportunities for agri-food chains to become energy-smart, 2015

- ❖ Energy is responsible for ~30 % GHG emissions from agrifood systems – mainly through direct CO₂ emissions in post-harvest stages + fertiliser manufacturing
- ❖ Often overlooked in agriculture because accounted for in the industry or energy sectors

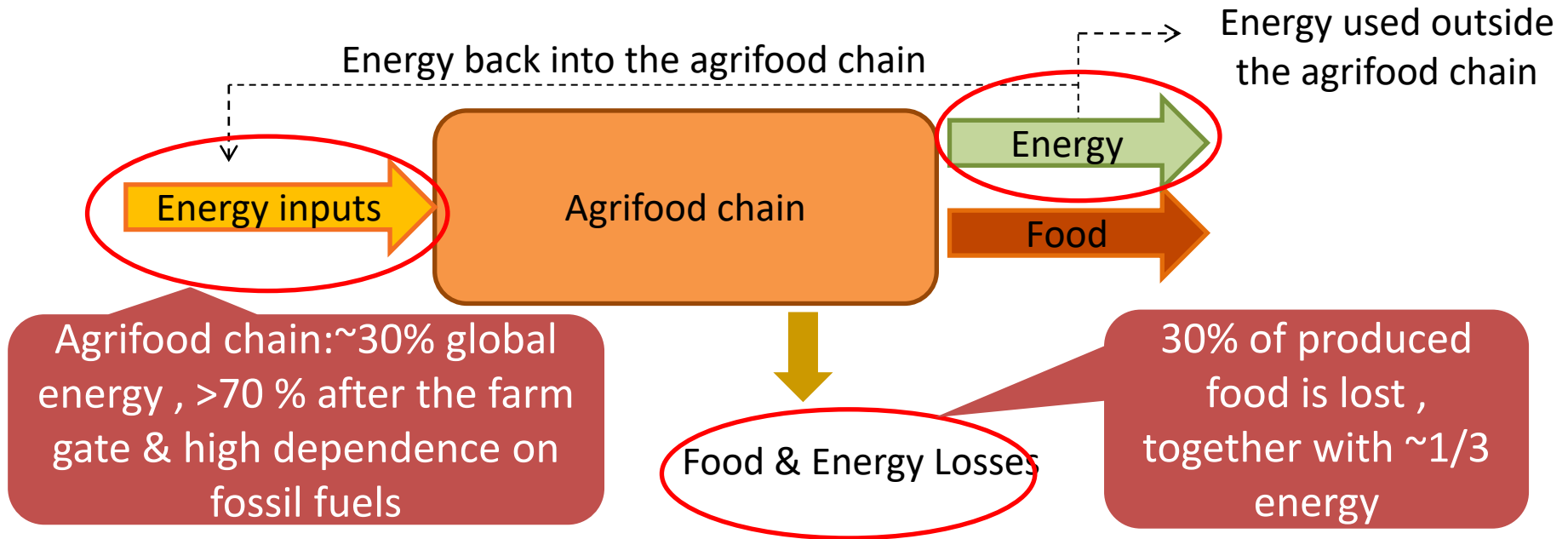


Energy also Part of the Climate Change Solutions in Agrifood Systems - so part of Climate Action

- ❖ **Mitigation** through (i) reduction of fossil fuel use in agrifood chains, (ii) reduction of GHGs due to reduced food losses, (iii) sustainable bioenergy as clean energy; (iv) Use of biofuel by-products as animal feed to reduce need for land to grow animal feed, (iv) Resource use efficiency through integrated food energy systems
- ❖ **Adaptation** through (i) increased farmers' self sufficiency in sustainable energy and biofertilisers, (ii) income diversification through the sale of energy and/or energy jobs
- ❖ **Carbon sequestration** through (i) energy tree planting, (ii) increased soil carbon through bio-fertilizer and biochar from biogas



Energy in Agri-food Systems is Unsustainable



At the same time:

- ❖ **Lack of access to sustainable energy** for agri-food in a lot of developing countries
- ❖ **Forest degradation and deforestation from traditional use of woodfuel** for household heating and cooking



2. What to Do to Get Energy-Food Links Right



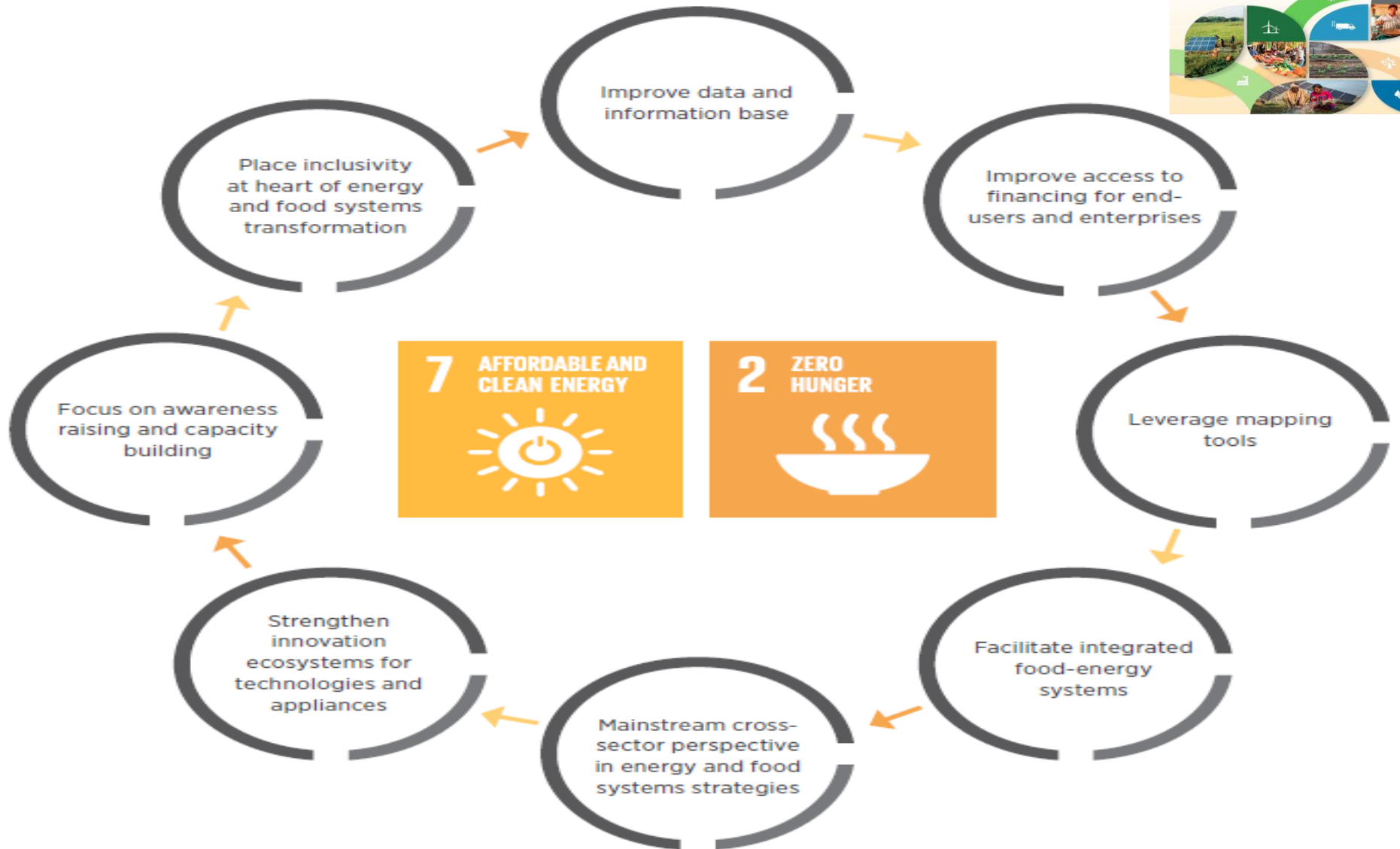

The proposed FAO solution: Need to decouple agrifood system development from the use of fossil fuels without compromising food security

Through “Energy-Smart Food” , with:

1. **Adequate access to modern energy** where needed in food chains, in four ways:
2. **Improved energy efficiency**
3. **Gradually more renewable energy**
4. **Sustainable Bioenergy**
5. **A Water-Energy-Food Nexus approach** in the above



Agenda from 2021 FAO-IRENA Report on Energy-Food Links



Robust Science-based Feasibility Assessment Crucial to De-risk and Optimize Investments in RE for agrifood chains

- ❖ Step 1 : **Food chain analysis**: status, constraints, markets, stakeholders and energy entry points
- ❖ Step 2: **Mapping best locations for RE investments**, from both the RE supply side and the RE demand side
- ❖ Step 3: **A comprehensive cost-benefit analysis of RE investments** in food chains



Step 1: Situation analysis and energy needs of the agri-food chain

1

Inputs and Production

Aggregation and Storage

Processing

Marketing and Distribution

Consumption

2

- Energy for fertilisers & pesticides
- Diesel or electricity for irrigation and ag-machinery

Electricity for temperature, for moisture regulation, to run sorting or packaging equipment

- Heating for drying
- Electricity for grinding/milling or for sorting or packaging equipment

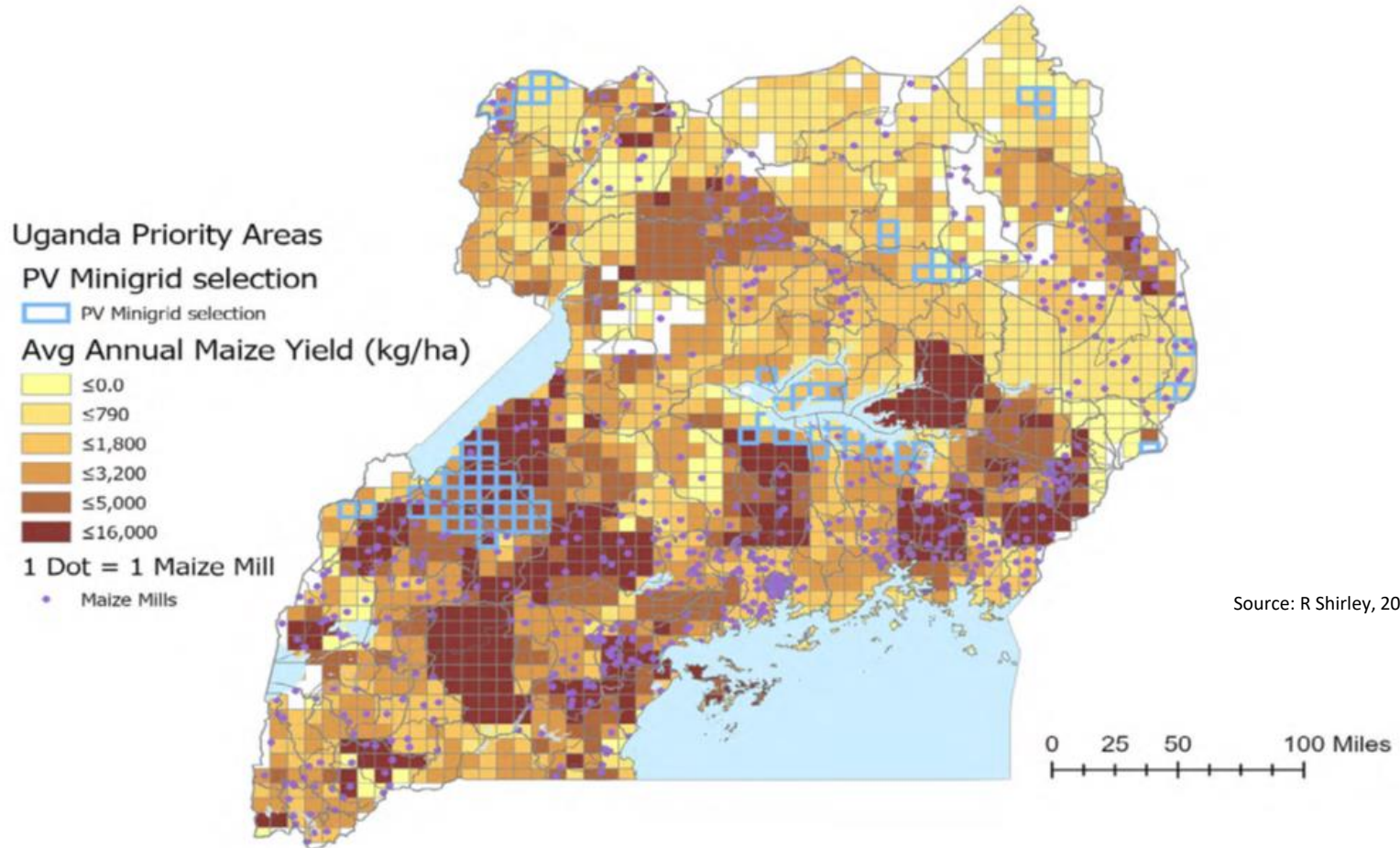
- Cooling of produce
- Electricity for packaging or branding, sorting, packaging equipment

- Heat for cooking
- Refrigeration
- Electricity household appliances

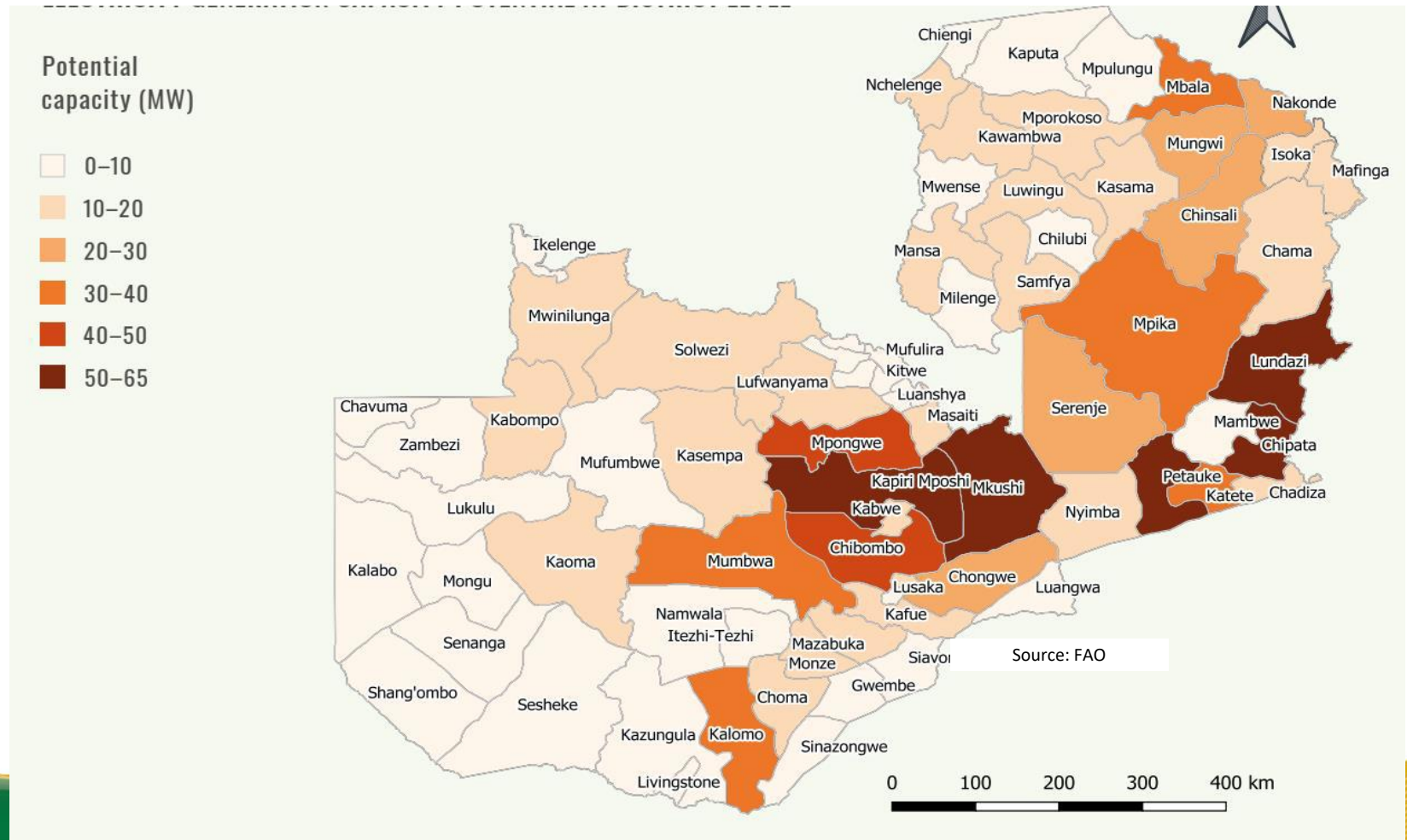


Step 2a - Mapping existing DEMAND for energy from the food side

Ex - Uganda : Location of deficit in maize mills due to lack of energy – so highest potential for solar mini-grids



Step 2b - Mapping adequate RE SUPPLY potential - Ex: Locations with best bioenergy potential from crop residues in Zambia – can also be done for other RE sources



Comprehensive Cost-Benefit Analysis of RE Investments in Agrifood Systems (INVESTA)

- ❖ Included environmental, financial, economic, social and gender aspects of solar and biogas in the milk, vegetables and rice value chains at operation and country levels
- ❖ Tunisia, Kenya, Tanzania and The Philippines as country case studies
- ❖ The work resulted in recommendations on how policy-makers and investors can foster investments in clean energy technologies



Step 3: Comprehensive Cost-Benefit Analysis on RE in food chains- with two examples from Kenya

Financial NPV

Taxes

Soil quality

Indoor air pollution

Water quality

Land use change

Access to energy

Time savings

Value added down the food chain

Subsidies

Fertilizers' use and efficiency

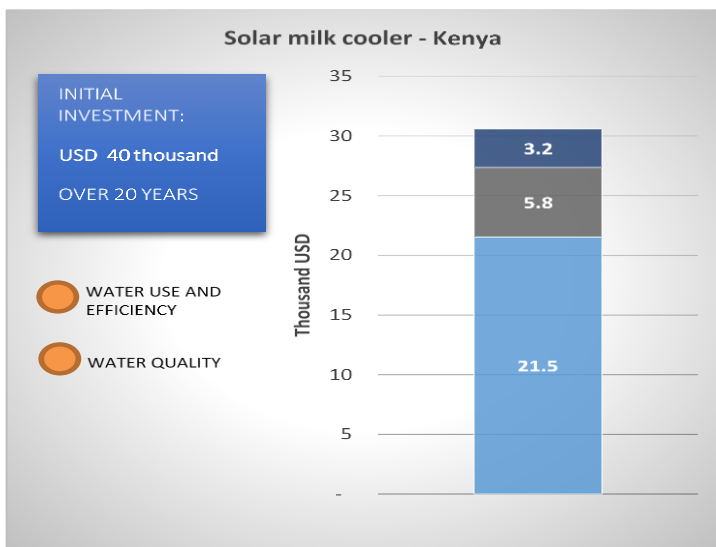
Water use and efficiency

Food loss reduction

GHG emission reduction

Household income

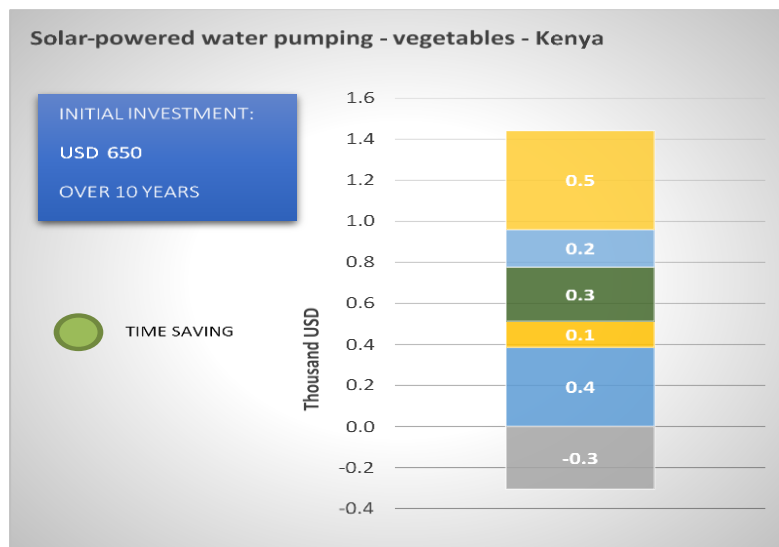
Employment



23%
FINANCIAL IRR

THOUSAND
USD 30.6
ECONOMIC NPV

+ 42%
ECONOMIC vs FINANCIAL BENEFIT



33%
FINANCIAL IRR

THOUSAND
USD 1.14
ECONOMIC NPV

+295%
ECONOMIC vs FINANCIAL BENEFIT



Strengthening demand for renewable energy

- ❖ Within Food chains : **Combine seasonal demand** (crops chains) with **more constant demand** (meat and milk)
- ❖ Beyond food : Combine **renewable energy for food** with renewable energy for other sectors – for instance **health** (pumping good quality water and powering local clinics)



Example of key role Water-Energy-Food Nexus Approach

BEFS Review of Rwanda's Biogas Programme

- ❖ In 2021, FAO did a review of Rwanda's biogas program.
- ❖ The program aimed at using cattle manure to produce biogas to provide energy for cooking in rural households which relied on firewood.
- ❖ BEFS assessment identified water availability was a impeding factor.

Not having access to water in close vicinity of the biogas digester was a significant barrier where households do not have access to water but would need to fetch the water to run the biogas system.



Applying the WEF Nexus approach to foster circular agrifood systems - e.g. Zaatary refugee camp in Jordan

- ❖ Biogas using sewage water from refugee camp
- ❖ Solar energy used to heat biogas unit
- ❖ Bio-fertiliser by-product from biogas used as compost in local agriculture
- ❖ Clean water used for irrigation in fruit tree nurseries
- ❖ Many refugees employed in local biogas plant and local solid waste treatment unit

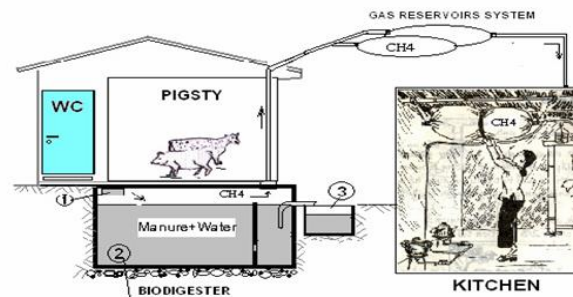


Rapid Assessment of the Sustainability & Replicability of Integrated Food-Energy Systems (IFES)

Type 1: Land use Optimization
through mixed cropping systems



Type 2: Biomass use optimization
through cascading use of biomass

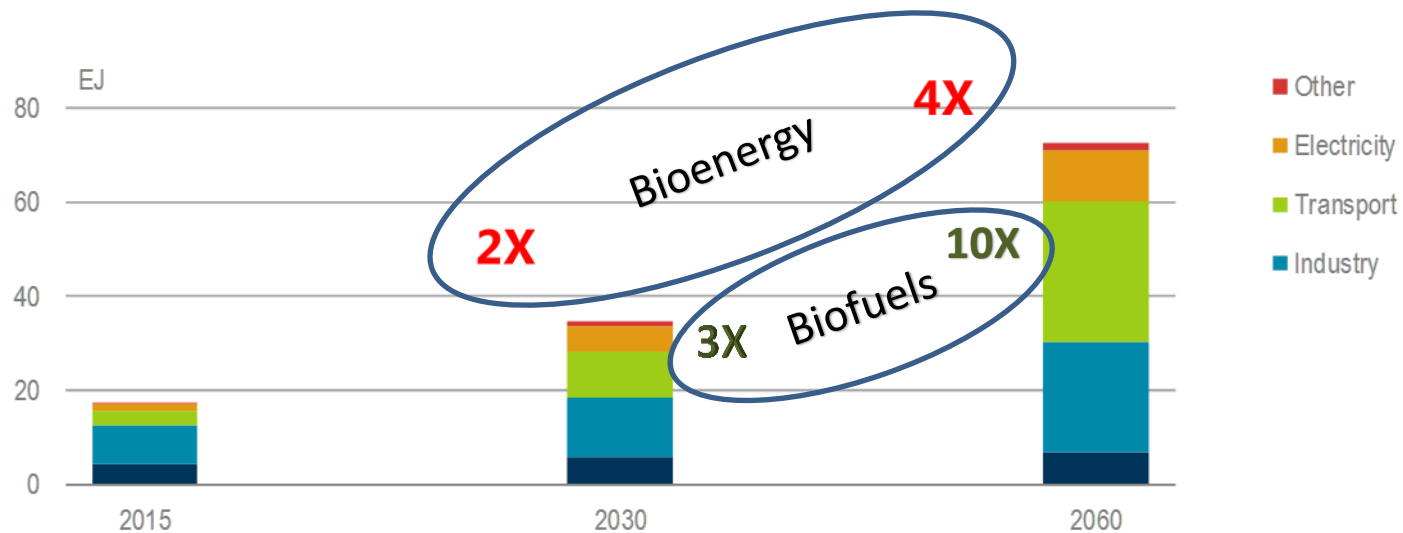


Methodology to assess **IFES sustainability & replicability** used for 3 IFES in **Mozambique** and 3 IFES in **Ghana** in 2015 - 2017



Bioenergy Badly Needed in Climate Action confirmed by the International Energy Agency – IEA 2017

Modern bioenergy in final energy consumption in 2DS



Compared to 2015, bioenergy in final energy consumption needs to double by 2030, and biofuels in transport treble.

Advanced biofuels will need a massive scale up (IEA 2017 Bioenergy Roadmap)



Confirmed by the (I) NDCs in Africa: More than 80% mention Bioenergy + a lot on Energy-Food Links

87 measures on modern bioenergy (41 countries): 28 for liquid biofuel, 26 for biogas, 15 for solid biofuel & 18 for unspecified feedstock.

95 measures on traditional bioenergy (41 countries): 24 countries combining sustainable wood to energy systems with efficient cookstoves 15 supporting efficient cookstoves only & 2 supporting more sustainable wood to energy systems only.

61 measures on energy use in agriculture (30 countries): 33 for energy use at the production stage, 16 for food value added in processing & 12 for post-harvest handling. 6 countries combine the 3 categories.



FAO's Key Messages on Bioenergy

- ❖ **The sustainability of bioenergy is context specific.** Therefore its **assessment must be based on reality** not models and global studies
- ❖ **Tools and knowledge are now available** to help governments and operators reduce risks and enhance opportunities of bioenergy development
- ❖ *Per se* **bioenergy is neither good nor bad.** What matters is the way it is managed
- ❖ **Bioenergy** should be seen as another **opportunity for responsible investment in sustainable agriculture, rural development and bioeconomy.**



Summing Up

- ❖ Energy-Food links matter to many SDGs
- ❖ We know how to get them right
- ❖
- ❖ So let's join forces to enhance their sustainable implementation
- ❖ FAO has the competence and is ready to play a leading role in moving this agenda forward share in



Thank you for your attention

olivier.dubois@fao.org

<http://www.fao.org/energy/home/en/>

